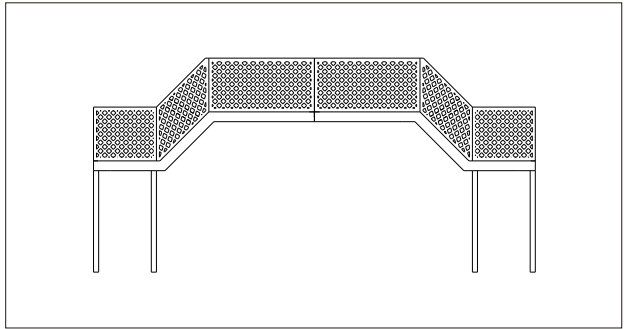


LATTICE FOOTBRIDGE

For double track, platform mounted. Based on a design made by Finches of Chepstow that was used in many areas. Height to underneath 30mm, span 60mm.




This is a flexible kit which can be assembled in many ways. The standard arrangement has stairs at right angles to the section crossing the tracks. Assembly allows the modeller to vary this to suit different locations. Options allow the stair platforms to be part way up the stairs or at the top of the stairs and the stairs to be at right angles to the bridge span, in line with bridge span or one in line and one at right angles.


Kit is E/b and is best assembled with super glue.

2600 Full kit to make a double track bridge.

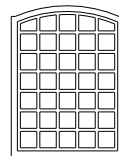
2601 Half kit to extend the full bridge or provide stairs for other purposes.



2611 MR Engine Shed, goods shed windows. Small 10, large 8. E/b.




2612 GW Station, doors x 3, windows x 7, poster boards x 9. E/b.




2613 Warehouse Windows large (16). E/b.



2614 Victorian Factory small windows (24). E/b.



2615 1960's Factory /Office Windows, 20 small, 9 large. E/b.




2616 Ornate Factory Windows. 20 of 4 different. E/b.

2675 Traffic Lights at Road Works
Working traffic lights for single line traffic past road works. Includes temporary barriers and signs.
E/b, with brass tube for post and printed signs.

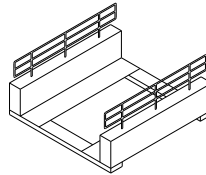
6070 Traffic Lights at Junction
Control module for traffic lights at a junction.
6071 Road Works Traffic Lights
Control module for single line traffic lights at road works.

**NO
ILLUS**

2760 Precinct Lights,
modern style. 5. L/w.



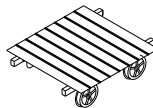
2620 BR Totems, the distinctive outline (20).
E/b.



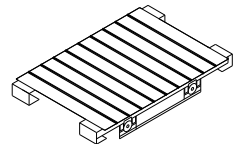
2630 Modern Concrete rail overbridge, single track, span 30mm. Suitable for a narrow country lane or a farm access track. Drawing 1/2 size. E/b.

**PLATELAYER'S
TROLLEYS**

These are the wheel barrows of the track ganger, used to move tools, sleepers and chairs. When not in use they were dumped on a platform of old sleepers or by the fence.



2640 Wood built Trolley used from the 1920s to today. E/n.



2641 Steel trolley as hauled around by todays contractors. E/n.

PALISADE FENCING AND GATES

The typical security fencing seen alongside the railway and around many industrial locations.

6ft Fence and Gates shown. E/n

2650 6ft (1.8mm) Fence, 115mm.

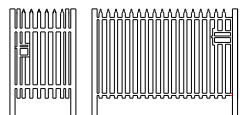
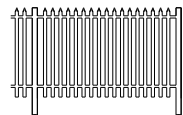
2651 6ft (1.8mm) 6 loose panels 115mm long.

2652 6ft (1.8mm) Gates, 6 of 4 types.

2653 8ft (2.4mm) Fencing, 96mm.

2654 8ft (2.4mm) Gates, 5 of 3 types.

Includes additional strips to reinforce main posts.



POSTERS, TIMETABLES AND SIGNS

POSTERS & TIMETABLES

for the big 4. Printed in colour on quality paper.
2740 GWR
2741 SR
2742 LMS
2743 LNER
A pack is approximately 90% posters.



GWR (45 items)



LMS (42 items)



SOUTHERN (47 items)



LNER (47 items)

POSTERS & TIMETABLES

For BR regions. Printed in colour on quality paper.
2744 BR/WR
2745 BR/SR
2746 BR/LMR
2748 BR/NER
A pack is approximately 90% posters.



BR/WESTERN (39 items)



BR/MIDLAND (39 items)



BR/SOUTHERN (39 items)



BR/NE (39 items)



2739 Station Poster Boards. Includes headings for BR, GWR, SR, LMS & LNER. (14) E/b.

ENAMEL ADVERTS



Mounted on station walls and station fencing

they advertised the popular products of the day.
2750 Pack 1, 68 signs, 32 different.
2751 Pack 2, 48 signs, 24 different.
In colour on quality paper.

ADVERTISING HOARDING POSTERS

In colour on quality paper.
2754 Pack 1, 6 different posters. 27mm x 20mm.
2755 Pack 2, 12 posters, 10 different. 18mm x 14mm.



Pack 1



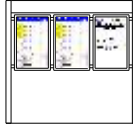
Pack 2



2758 Shop Front Signs and notices. 78 for 26 different businesses. In colour on quality paper.



2749 BR Posters from the 1970's and 1980's. (64 in pack). In colour on quality paper.




2624 Modern Poster Board seen at station entrance. E/n. Includes timetables & notices in colour on quality paper.

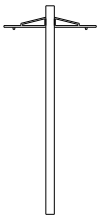
TRAMS IN 'N' GAUGE

Items to detail your streets and suggest the history of a town. With sets to lay on the road and tram standards to go on the pavement or central reservation.

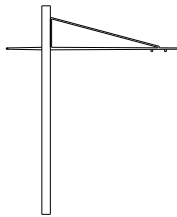
Kits are etched arms with plastic posts. Included is a jig to simplify drilling the posts to take the arms. All kits are dummy.



2980 Tram Track in sets straight. 180mm double. E/b.



2985 Single or double For use kerbside or on a central reservation. (10).



2986 Kerbside standard, that reaches to the road centre. (10)




2987 Ornate Standard. For side and center of road. (10)

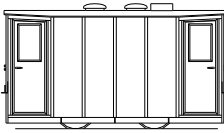
NARROW GAUGE IN 'N'

A scenic feature, an unusual load, a static display. Use these models to create a narrow gauge railway feeding a mainline. This can be a station with interchange siding or a transfer siding with a horse hauling two or three tipper wagons. Models can also be used as a load on a railway wagon, on a lorry or as a static display in a park or on a station to show a town's past.

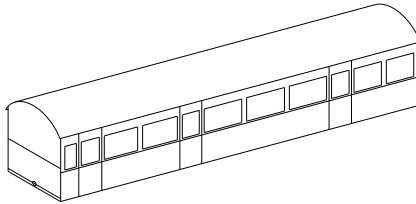
All kits make static models.



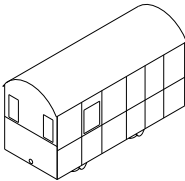
2900 "The Eclipse". Model of a quarry shunting loco. E/n.




2901 WHR Electric Loco.
E/n.



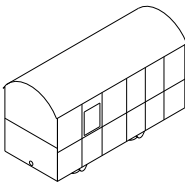
2930 Vale of Rhaidol bogie coach. The standard VoR coach still in use to day on the preserved railway. W/m.



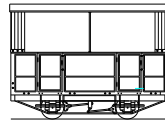
2931B Vale of Rhaidol
Brake Van, 4 wheel. W/m.



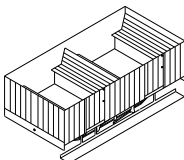
2932 GVT 4 whl Coach. Centre door 3rd class coach with seats. Kit will make a coach with matchboard sides or one with Glyn Valley Tramway paneling. E/b.



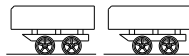
2931V Van, 4 wheel
freelance. W/m.




2933 GVT 4 whl Coach. Two door 3rd class coach with seats and open sides. Kit will make a coach with matchboard sides or one with GVT paneling. E/b.



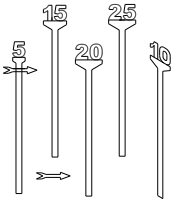
2940 Workman's 4whl
open coach, freelance. E/b.



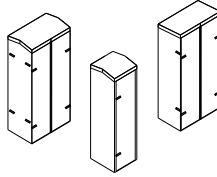
2960 End Tipplers for
tipping waste or loading
wagons. (2) E/n.



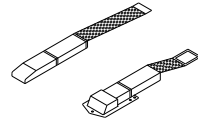
2975 Track of 4mm
gauge. 600mm of curves
and straights. W/m.



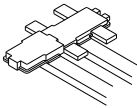
2660 Speed Signs and Arrows, 14 signs for 7 speeds. E/b.



2661 Relay Cabinets, 4 of 3 different types. E/b.



2663 AWS Ramps, 12 of 2 different types. E/b.



2664 Point Motors, dummy (10). E/b.

TRACK SIDE NOTICES



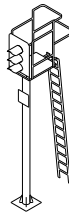
Cast notices as seen along the tracks. Printed notice with etched back and wire post.

- 2670 Great Western
- 2671 Southern Railway
- 2672L LNWR
- 2672M Midland Railway
- 2673 L&NER

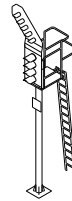
20 notices in each pack.




2665 Modern Mile Posts with full and quarter mile markings. 2 styles with posts. (32). E/b.



2682 3 Aspect Signal. Dummy colour light. E/n with brass post.



2683 4 Aspect Signal with feather. Dummy. E/n with brass post.



2686 Signal Mesh. The protective mesh used around signals. (12) E/b



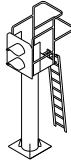
2687 Ground signals dummy 10, Indicator Boards 4. E/n.



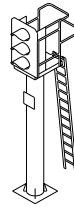
2689 Ladders 68mm long. (8). E/n.

COLOUR LIGHT SIGNALS

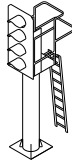
Kits to make working signals. Etched nickel with brass tube for post. Include LED's, resistance and electrical wire. Needs switch and power supply.



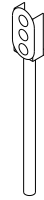
2690 2 Aspect Colour Light, working.



2691 3 Aspect Colour Light, working.



2692 4 Aspect Colour Light, working.



3200 USA Railroad 3 Aspect Signal, working.

CONTROL MODULES

Electronic control modules to complement our kits. All modules need a power supply of 9-16v, AC or DC. Some modules need further items, e.g. switch.

6072 Colour Light
Suitable for controlling 2 or 3 aspect signals. Signal will show a steady green or red light, then on the press of a switch change through the correct sequence and return to a steady green or red.

6073 Track Occupied Signal
This module shows when a stationary or moving train occupies a section of track. Can also be used to trigger colour light signal module. Can be used on up to 3 sections of track or for 3 signals.

6070 Traffic Lights at Junction
Suitable for controlling traffic lights at a junction. Up to 4 sets of lights can be controlled. Lights change from Red, to Red/Amber, to Green, to Amber, to Red, continually repeating this sequence.

6071 Road Works Traffic Lights
Suitable for controlling single line traffic lights at road works. The module changes the lights from long Red, to Red/Amber, to Green, to Amber, to Red, continually repeating this sequence.

6074 Capacitor Discharge Unit
A 4700uF capacitor provides power to operate up to 4 point motors at the same time.